

iNOVA
INTEGRATED INNOVATION

Mission

INOVA è una nuova industria italiana di arredi coordinati per il bagno che ha l'ambizioso obiettivo di distinguere, i propri prodotti, per una originale identità formale e per elevati standard tecnici e qualitativi.

L'idea cui si ispira è l'integrazione tra la qualità dei mobili e quella dei sanitari ceramici. Per questo si avvale del miglior produttore italiano di sanitari: la Catalano. La sfida INOVA parte dal presupposto di voler creare una nuova realtà produttiva capace di rispondere alle innumerevoli richieste di mercato, attraverso un approccio sistemico e teso a offrire soluzioni "complete" per il bagno. Il nuovo brand INOVA si presenta, già in partenza, con un ampio catalogo di arredi, che perfeziona ed enfatizza le caratteristiche delle principali famiglie di sanitari Catalano. L'offerta risponde già a una segmentazione del mercato, per cui è possibile individuare da subito prodotti di alta gamma, di fascia media e di primo prezzo, attraverso 6 linee di mobili a cui si abbinano colonne e specchi. Ogni linea propone più soluzioni tipologiche – a un cassetto, a due cassetti, ad anta unica, ecc. – e un'ampia gamma di finiture: specie legnose, laccati o nobilitati.

Mission

INOVA is a new Italian company of coordinated bathroom furnishings, which aims to manufacture products with original formal personality and high technical and qualitative standards. The basic idea is the integration between furniture and of sanitary-ware items' quality. This is the reason why INOVA choose the best Italian sanitary-ware manufacturer: Catalano.

INOVA challenge starts with the premise of creating new products able to answer to the various market demands, through a System, designed to give "complete" solutions for the bathroom.

New INOVA system offers a wide range of furnishings, that enlarges and emphasizes the characteristics of Catalano's main product ranges. Inova catalogue meet all the market segmentations, offering high, middle and low priced items with 6 systems of furniture, that can be matched with columns and mirrors. Each system is comprised of different typologies of furniture – one drawer, two drawers, one door, etc,...- and a wide range of finishes: wood, lacquer or laminated.

Mission

INOVA est une nouvelle société italienne de meubles coordonnés pour salles de bains qui a l'ambitieux objectif de distinguer, ses produits, par une originale personnalité et par des standards élevés aussi bien techniques que qualitatifs. L'idée directrice s'inspire de l'intégration de mobiliers à des sanitaires céramiques. Pour cela nous avons fait appel au meilleur producteur italien de sanitaires: la Catalano. Le défi INOVA part de la volonté de vouloir créer une nouvelle réalité productive capable de répondre aux innombrables demandes du marché, à travers une approche systématique et forte à offrir des solutions « complètes » pour salles de bains. Nouvelle marque, INOVA se présente déjà au départ, avec un vaste catalogue d'ensembles, qui perfectionnent et mettent en valeur les caractéristiques des principales familles des sanitaires Catalano. L'offre répond déjà à des segments de marché, pour lesquels il est possible de déterminer des produits de hauts de gammes, de gammes moyennes et de premiers prix, à travers 6 lignes de meubles auxquels on jumelle des colonnes et des miroirs. Chaque ligne propose nombre de solutions typologiques et de nombreuses déclinaisons: à un tiroir, à deux tiroirs, à porte unique, etc ... et une vaste gamme de finitions: surtout bois, laqués ou anoblis.

L'azienda

INOVA si presenta nella scena internazionale dell'arredo bagno con l'obiettivo di perseguire il progetto di un bagno totale, di un unico concept declinabile su tutti i prodotti del bagno.

Il progetto INOVA non rappresenta una semplice impresa commerciale di distribuzione, ma una vera e propria attività produttiva, un'industria dell'arredo bagno. Questo elemento strategico consente un rapporto qualità-prezzo elevatissimo e una possibilità di produzione estremamente ampia. Analizzando le collezioni di arredi INOVA e rapportandole a quanto presentato sino a oggi da aziende di produzione ceramica che hanno inserito arredi nel loro catalogo, sono facilmente intuibili le potenzialità che questo progetto imprenditoriale offre. Tra queste: la maggiore elasticità e completezza degli elementi a disposizione sia in termini di quantità dell'offerta, sia in termini di finiture disponibili su ogni collezione. La flessibilità si evidenzia ulteriormente considerando la possibilità di realizzare elementi su misura.

The company

INOVA faces the bathroom furniture international business scene with the aim to design a whole bathroom with one concept suitable for all bathroom's products.

INOVA is not a mere commercial enterprise, but a real manufacturing unit, a sole bathroom furniture industry. This strategic asset allows a high value-for-money ratio and an extensive production capacity. Looking at INOVA furniture and making a comparison with other ceramics companies that offer furniture in their catalogues, it is easy to understand the enormous potential of this business idea. For instance: the increased flexibility and richness of available items and finishes dedicated to each collection. The flexibility allows to create "tailored" items able to answer to every need.

L'entreprise

INOVA se présente sur la scène internationale du meuble de salle de bain avec l'objectif d'offrir un projet global, d'un unique concept déclinable sur tous les éléments composant la salle de bain.

Le projet INOVA ne représente pas une simple entreprise commerciale de distribution, mais une véritable activité productive, une industrie du meuble de salles de bains. Cet élément stratégique permet un très bon rapport qualité-prix et une possibilité de production extrêmement vaste. En analysant les collections de décorations INOVA et en les comparant à celles présentées jusqu'à aujourd'hui par des entreprises de production céramique qui ont inséré des meubles dans leur catalogue, il est facile de voir l'avantage et les potentialités que ce projet d'entreprise offre. Parmi celles-ci: la souplesse et le caractère complet des éléments à disposition soit en termes de quantité d'offres, soit en termes de finitions disponibles sur chaque collection. La flexibilité se met en évidence ultérieurement en considérant la possibilité de réaliser des éléments sur mesure.





■ muse
06



■ velis
16



■ proiezioni
22



■ roma
32



■ zero
40



■ sintesi
50

■ specchi e accessori
mirrors & fittings | miroirs & accessoires
62

■ finiture
finishes | finitions
70

Muse è una collezione di arredi risultante da un'accurata progettazione che unisce memoria, tecnologia produttiva e sensibilità contemporanea. Linee fluenti e rassicuranti determinano un'eleganza senza tempo. Il sistema è caratterizzato da piani di appoggio da 6 cm di spessore, a cui è possibile abbinare elementi di contenimento ad un cassetto. L'ampia gamma di lavabi è disponibile nelle versioni freestanding, da appoggio o semincasso. Il sistema, disponibile in due diverse profondità (42 cm e 56 cm), prevede una vasta palette di finiture legno e laccature (lucide, opache, perlate e metallizzate) anche personalizzabili su codice RAL.

Muse is a furniture collection where the accurate design matches memory, technological know-how and contemporary insight. Its fluent and harmonic shapes create a timeless elegance. Muse Collection is characterized by 6 cm thick counters, that can be matched with one drawer. The wide range of washbasin is suitable for freestanding, lay on or semi-fitted installation. The system, available in two different depths (42 cm and 56 cm), offers a wide choice of wood and lacquer finishes (matt, gloss, pearl and metallic) and customized RAL code finishes.

Muse est une collection de meubles résultant d'un projet élaboré qui unit la mémoire, une technologie productive et une sensibilité contemporaine. Des lignes harmonieuses et rassurantes qui déterminent une élégance intemporelle. Le système est caractérisé de plans de 6 cm d'épaisseur, à laquelle il est possible de jumeler des éléments d'extrémités à un tiroir. La vaste gamme de lavabos est disponible dans les versions freestanding, en appuis ou demi-encasté. Le système, disponible en deux profondeurs (42 cm et 56 cm), prévoit une vaste palette de finitions bois et de laques (brillantes, mates, perlées et métallisées) et personnalisables en teintes RAL.



muse 01
L160 W56 h30 cm_Rovere tabacco



muse 02
L400 W42 h30 cm_Noce canaletto



muse 02
L400 W42 h30 cm_Noce canaletto



muse 03
L120 W42 h30 cm_Bianco laccato lucido



muse 04
L320 W56 h30 cm_Rovere cenere e Bianco lucido



muse 04
L320 W56 h30 cm_Rovere cenere e Bianco lucido



muse 05
L260 W56 h30 cm_Avorio metal



muse 06
L160 W42 h30 cm_Rovere neve



muse 07
L120 W56 h30 cm_Rovere naturale

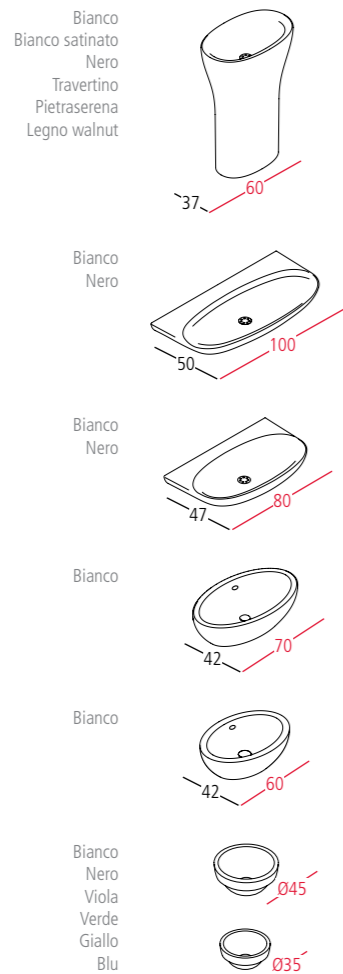
-  NOCE CANALETTO
-  ROVERE SBIANCATO
-  ROVERE NATURALE
-  ROVERE CORDA
-  ROVERE TABACCO
-  ROVERE CENERE
-  ROVERE FUMO
-  ROVERE TURCHESE
-  ROVERE MIELE
-  ROVERE INDIA
-  ROVERE NEVE
-  ROVERE ARGENTO
-  ROVERE ADMIRAL

-  LUCIDO
-  OPACO

Per i dettagli consultare la sez. Finiture pag. 72-73
See section Finishes on pages 72-73 for details
Pour les détails consulter la section Finitions pag. 72-73

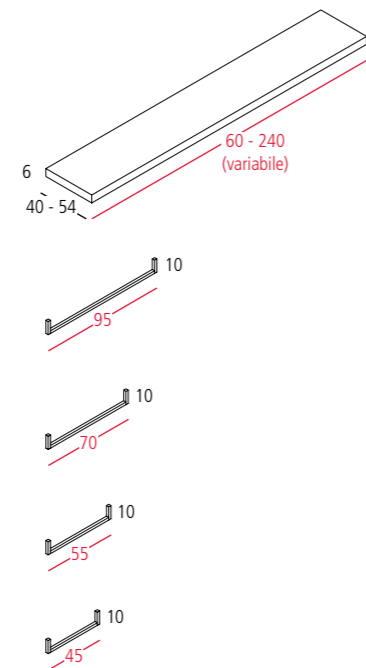
Lavabi

Washbasins
Lavabos



Top e portasciugamani

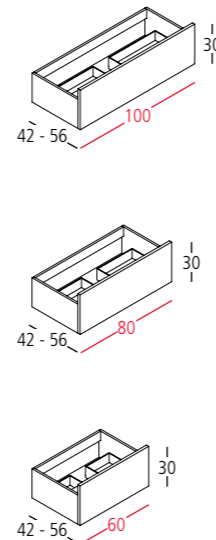
Tops and towel-rails
Top et porte-serviettes



I top sono disponibili in doppia profondità, 40 e 54 cm
Tops are available with two depths: 40 e 54 cm
Le top est disponible dans deux profondeurs, 40 et 54 cm

Base lavabo 1 cassetto

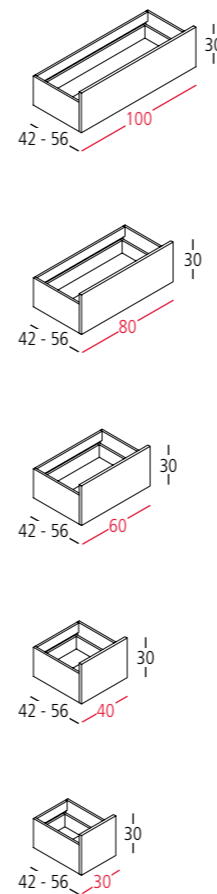
Washbasin base 1 drawer
Base lavabo 1 tiroir



Disponibili in doppia profondità, 42 e 56 cm
Available with two depths, 42 e 56 cm
Disponibles dans deux profondeurs, 42 et 56 cm

Base laterale 1 cassetto

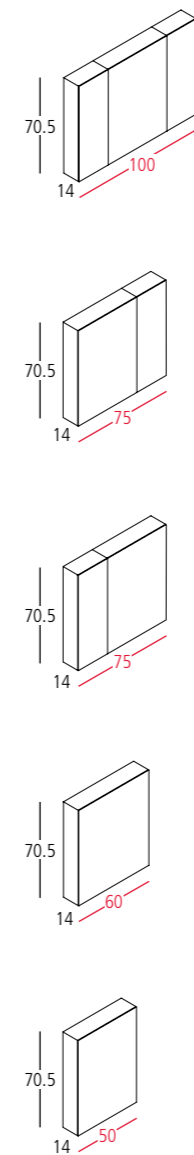
Lateral base 1 drawer
Base latérale 1 tiroir



Disponibili in doppia profondità, 42 e 56 cm
Available with two depths, 42 e 56 cm
Disponibles dans deux profondeurs, 42 et 56 cm

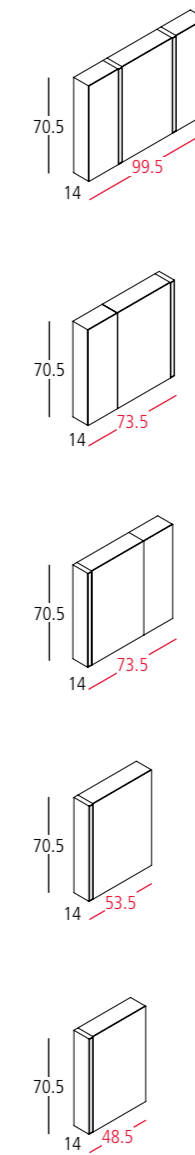
Esempi configurazione di specchi monoblocco senza lampada

Examples of mirror cabinets without light
Exemples de configuration des armoires de toilette sans lampe



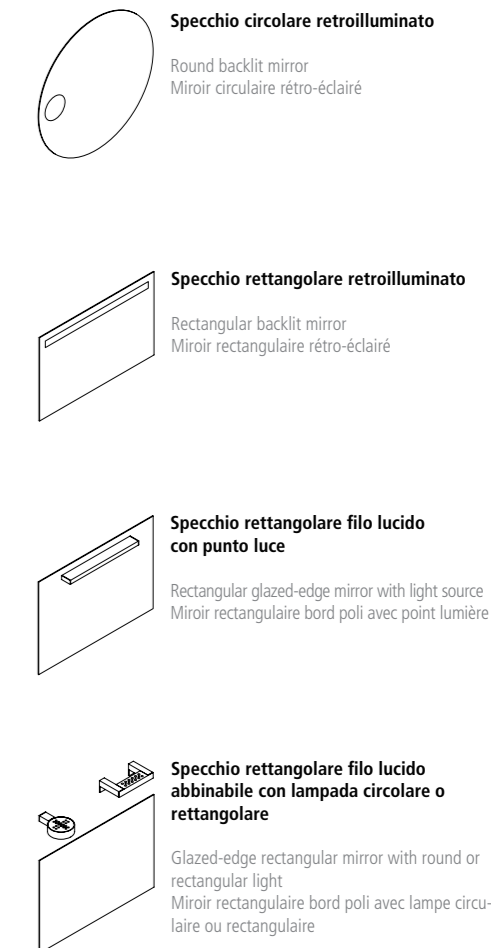
Esempi configurazione di specchi monoblocco con lampada

Examples of mirror cabinets with light
Exemples de configuration des armoires de toilette avec lampe



Specchi e punti luce

Mirrors and light sources
Miroirs et points lumineux



Per le dimensioni consultare la sez. Specchi & Accessori pag. 66-67
See section Mirrors & Fittings on page 66-67 for dimensions
Pour les dimensions consulter la section Miroirs & Accessoires pag.66-67

Velis è una collezione di arredi pensata per esaltare le linee tese e curve dei lavabi, nonché i bordi sottili che li distinguono.

I mobili sono, infatti, realizzati con un volume, su cui si stagliano due fasce frontali curve, che individuano i cassetti. Le fessure si offrono come maniglie creando segni dinamici ed equilibrati. La collezione è composta da due mobili, il 100 e l'80, cui è possibile abbinare l'ampia gamma di specchi presenti nel catalogo. I lavabi sono disponibili in finitura bianco lucido e satinato, mentre i mobili prevedono la combinabilità di finiture legno e laccature (lucide, opache, perlate e metallizzate) anche personalizzabili su codice Ral.

Velis is a furniture collection designed to enhance the tight and curved lines of the washbasins and their characteristic thin rims.

On the furniture's volume, two curved frontal bands individuate the drawers. The hollows are to be used as recessed handles, creating a dynamic and balanced distinctive mark. The collection is made up of two pieces of furniture, 100 and 80 cm sized, that can be matched with the wide range of mirrors showed in the catalogue. The washbasins are available in glossy white satin finish, while combinations of wood and lacquer finishes are available for the furniture (gloss, matte, pearl and metallic) also customized finishes based on RAL code.

Velis est une collection pensée pour exalter les lignes franches des meubles et les courbes des lavabos ainsi que les bords subtils qui les distinguent.

Les meubles sont, en effet, réalisés en un volume, sur lequel se profile deux bandes frontales courbes qui déterminent les tiroirs. Les espaces entre les tiroirs servent de poignées en créant des lignes dynamiques et équilibrées. La collection est composée de deux meubles, de largeur 100 et 80, auxquels il est possible de jumeler la vaste gamme de miroirs présents dans catalogue. Les lavabos sont disponibles en finition blanc brillant et satiné, alors que les meubles prévoient la combinaison de finitions bois et laquées (brillante, mates, perlées et métallisées) avec la possibilité d'une personnalisation avec les teintes Ral.



velis 01
L100 W50 h47.5 cm_Bianco lucido e Rovere cenere



velis 02
L100 W50 h47.5 cm_Rovere naturale



velis 04
L80 W48 h47.5 cm_Bianco lucido e Nero opaco



abaco velis

Finiture | Finishes | Finitions
legno | wood | bois

-  EBANO NATURALE*
-  EBANO NERO*
-  ROVERE SBIANCATO
-  ROVERE NATURALE
-  ROVERE CORDA
-  ROVERE TABACCO
-  ROVERE CENERE
-  ROVERE FUMO
-  ROVERE TURCHESE
-  ROVERE MIELE
-  ROVERE INDIA
-  ROVERE NEVE
-  ROVERE ARGENTO
-  ROVERE ADMIRAL

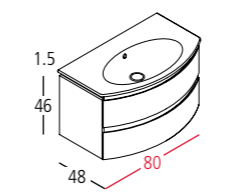
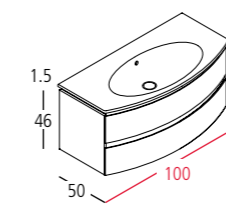
Finiture | Finishes | Finitions
laccati | laquer | laques

-  LUCIDO
-  OPACO

Per i dettagli consultare la sez. Finiture pag. 72-73
See section Finishes on pages 72-73 for details
Pour les détails consulter la section Finitions pag. 72-73

Base lavabo 2 cassetti

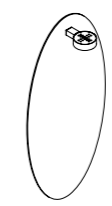
Washbasin base 2 drawers
Base lavabo 2 tiroirs



Lavabi disponibili anche in finitura Bianco satinato
Washbasins are also available with White satin finish
Les lavabos sont disponibles dans les finitions Blanc satiné

Specchi e punti luce

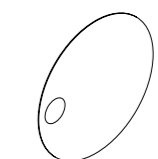
Mirrors and light sources
Miroirs et points lumineux



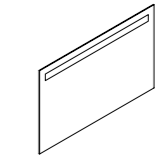
Specchio ovale filo lucido con lampada
Oval glazed-edge mirror with light
Miroir ovale bord poli avec lamp



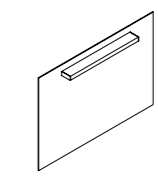
Specchio ovale filo lucido
Oval glazed-edge mirror
Miroir ovale bord poli



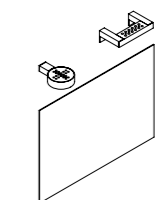
Specchio circolare retroilluminato
Round backlit mirror
Miroir circulaire rétro-éclairé



Specchio rettangolare retroilluminato
Rectangular backlit mirror
Miroir rectangulaire rétro-éclairé



Specchio rettangolare filo lucido con punto luce
Rectangular glazed-edge mirror with light source
Miroir rectangulaire bord poli avec point lumière



Specchio rettangolare filo lucido abbinabile con lampada circolare o rettangolare
Glazed-edge rectangular mirror with round or rectangular light
Miroir rectangulaire bord poli avec lampe circolare ou rectangulaire

Per le dimensioni consultare la sez. Specchi & Accessori pag. 66-67
See section Mirrors & Fittings on page 66-67 for dimensions
Pour les dimensions consulter la section Miroirs & Accessoires pag.66-67

La famiglia Proiezioni è caratterizzata da mobili eleganti, funzionali e innovativi nelle forme e nelle tecnologie produttive. Le essenze esclusive, i particolari ricercati e gli spessori leggeri si alternano in modo netto e raffinato. Gli arredi della collezione sono disponibili nelle larghezze 75, 90, 105 e 120 cm. È inoltre possibile scegliere tra due soluzioni di altezza e contenimento: il mobile da 40 cm a cassetto singolo o il mobile da 50 cm a cassetto doppio. Specchi contenitore e colonne laterali completano la serie.

Proiezioni collection is marked by elegant, functional furniture, innovative both in shapes and manufacturing technology. The exclusive woods, the sophisticated details and the light thickness follow each other in refined and clear way. Furniture are available in different widths: 75, 90, 105 cm and 120cm, with two different heights: 40 cm with a single drawer and 50 cm with two drawers. In addition to vanity bases, the collection includes columns and mirror cabinets.

La collection Proiezioni est caractérisée par des meubles élégants, fonctionnels et innovants, dans les formes et dans les technologies de productions. Les essences exclusives, les détails recherchés et les faibles épaisseurs s'alternent en mode simple et raffinée. Les décorations de la collection sont disponibles dans les largeurs 75, 90, 105 et 120 cm. Il est en outre possible de choisir parmi deux solutions de hauteurs et de limitations: meuble de 40 cm à un tiroir ou meuble de 50 cm à deux tiroirs. Des armoires de toilette et des colonnes latérales complètent la série.



proiezioni 02
L120 W42 h56 cm - Rovere tabacco



proiezioni 01
L120 W42 h46 cm - Ebano naturale



proiezioni 04
L105 W42 h56 cm - Nero lucido



proiezioni 05
L90 W42 h46 cm_Bianco lucido



proiezioni 06
L90 W42 h56 cm_Rovere tabacco
L35 W30 h165 cm_Rovere tabacco



proiezioni 03
L105 W42 h46 cm_Grigio ombra opaco



proiezioni 07
L75 W42 h46 cm_Bianco lucido



proiezioni 08
L75 W42 h56 cm_Rovere naturale
L70 W30 h165 cm_Rovere naturale



proiezioni 09
L35 W30 h165_Bianco lucido

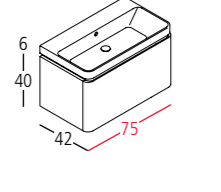
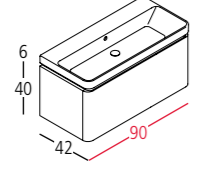
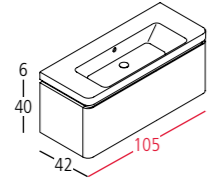
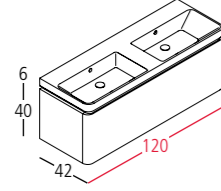
-  EBANO NATURALE*
-  EBANO NERO*
-  ROVERE SBIANCATO
-  ROVERE NATURALE
-  ROVERE CORDA
-  ROVERE TABACCO
-  ROVERE CENERE
-  ROVERE FUMO
-  ROVERE TURCHESE
-  ROVERE MIELE
-  ROVERE INDIA
-  ROVERE NEVE
-  ROVERE ARGENTO
-  ROVERE ADMIRAL

-  LUCIDO
-  OPACO

Per i dettagli consultare la sez. Finiture pag. 72-73
See section Finishes on pages 72-73 for details
Pour les détails consulter la section Finitions pag. 72-73

Base lavabo 1 cassetto

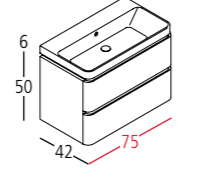
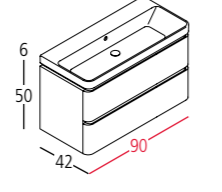
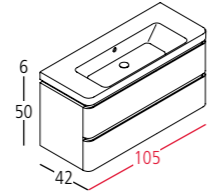
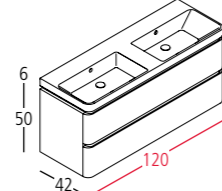
Washbasin base 1 drawer
Base lavabo 1 tiroir



*Disponibile solo per basi lavabo H 40, 1 cassetto
*1 drawer base units available only
*Disponibles pour les bases lavabos 1 tiroir

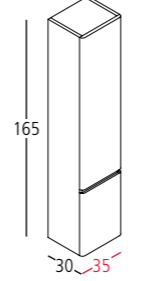
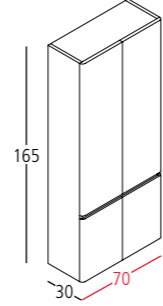
Base lavabo 2 cassetti

Washbasin base 2 drawers
Base lavabo 2 tiroirs



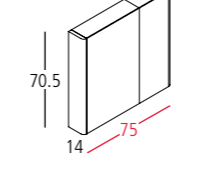
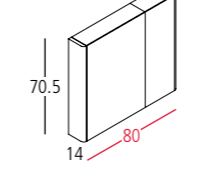
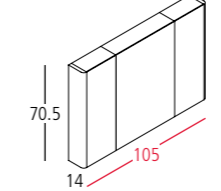
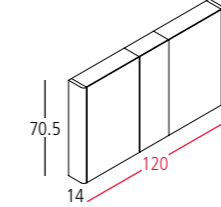
Colonna alta

High column
Colonne haute



Esempi configurazione di specchi monoblocco senza lampada

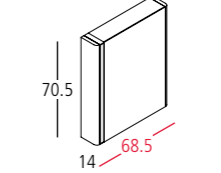
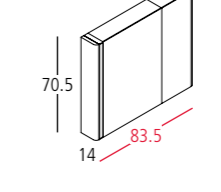
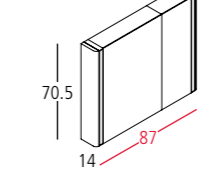
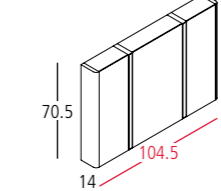
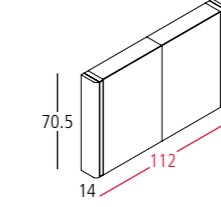
Examples of mirror cabinets without light
Exemples de configuration des armoires de toilette sans lampe



Per le dimensioni consultare la sez. Specchi & Accessori pag.66-67
See section Mirrors & Fittings on page 66-67 for dimensions
Pour les dimensions consulter la section Miroirs & Accessoires pag.66-67

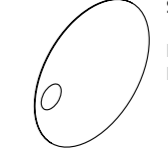
Esempi configurazione di specchi monoblocco con lampada

Examples of mirror cabinets with light
Exemples de configuration des armoires de toilette avec lampe

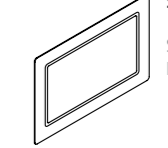


Specchi e punti luce

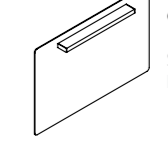
Mirrors and light sources
Miroirs et points lumineux



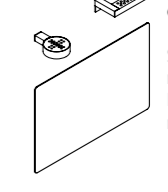
Specchio circolare retroilluminato
Round backlit mirror
Miroir circulaire rétro-éclairé



Specchio sagomato retroilluminato
Shaped backlit mirror
Miroir rétro-éclairé



Specchio sagomato filo lucido con punto luce
Shaped glazed-edge mirror with light source
Miroir bord poli avec point lumineux



Specchio sagomato filo lucido abbinabile con lampada circolare o rettangolare
Shaped glazed-edge mirror with round or rectangular light
Miroir bord poli avec lampe circulaire ou rectangulaire

Per le dimensioni consultare la sez. Specchi & Accessori pag.66-67
See section Mirrors & Fittings on page 66-67 for dimensions
Pour les dimensions consulter la section Miroirs & Accessoires pag.66-67

La collezione Roma ha come peculiarità la capacità di arredare ambientazioni sia classiche, che contemporanee, senza mai perdere carattere e coerenza formale. Una linea delicata ne delimita le superfici che anche nelle versioni decorate non si abbandonano mai a eccessi di stile. I mobili, proposti nelle misure di 85 e 120 cm, sono disponibili in tutte le finiture legno ed in tutte le colorazioni laccate. La consolle classica con gambe in massello è invece disponibile solo nella dimensione da 85 cm in finitura legno.

Roma collection is able to fit both classic and contemporary rooms, without losing its character and formal coherence. A delicate line defines its surfaces that, even in coloured versions, still remain soft and elegant. Roma Furniture Collection is available 85cm or 120 cm sized, in all wood and lacquered finishes. The classic console with solid wood legs is available only 85 cm sized with wood finish.

La collection Roma a comme particularité de s'adapter aussi bien dans des salles de bains classiques, ou contemporaines, sans jamais perdre son caractère et sa cohérence. Une ligne délicate en délimite les surfaces qui même dans les versions décorées ne s'abandonnent jamais à des excès de style. Les mobiliers, proposés dans les mesures de 85 et 120 cm, sont disponibles dans toutes les finitions bois et dans toutes les colorations laquées. La console classique avec des jambages en massif est par contre disponible seulement dans la dimension de 85 cm en finition bois.



roma 01
L120 W55 h50 cm_Rovere naturale



roma 03
L85 W55 h50 cm_Grigio olivastro lucido
L35 W30 h165 cm_Grigio olivastro lucido



roma 02
L120 W55 h50 cm_Marrone scuro opaco



roma 04
L85 W55 h85 cm_Rovere tabacco
L70 W30 h165 cm_Rovere tabacco



roma 04
L85 W55 h85 cm_Rovere tabacco



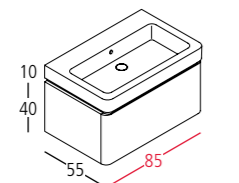
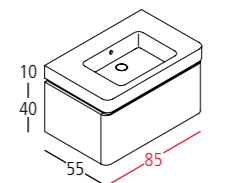
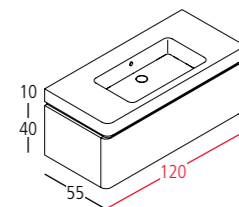
roma 04
L85 W55 h85 cm_Rovere tabacco

	ROVERE SBIANCATO
	ROVERE NATURALE
	ROVERE CORDA
	ROVERE TABACCO
	ROVERE CENERE
	ROVERE FUMO
	ROVERE TURCHESE
	ROVERE MIELE
	ROVERE INDIA
	ROVERE NEVE
	ROVERE ARGENTO
	ROVERE ADMIRAL

Per i dettagli consultare la sez. Finiture pag. 72-73
See section Finishes on pages 72-73 for details
Pour les détails consulter la section Finitions pag. 72-73

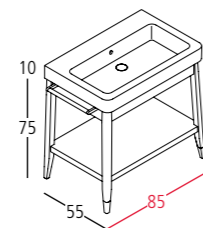
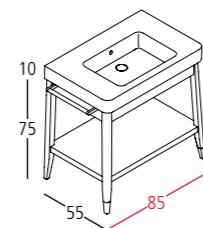
Base lavabo 1 cassetto

Washbasin base 1 drawer
Base lavabo 1 tiroir



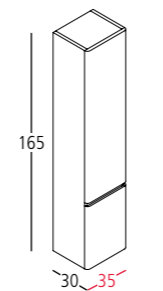
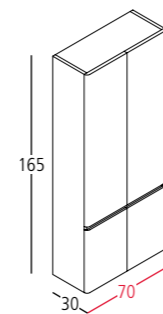
Consolle 1 cassetto

Console 1 drawer
Console 1 tiroir



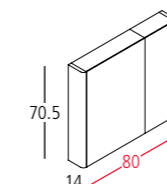
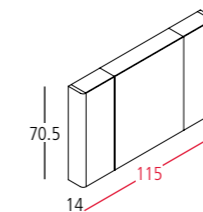
Colonna alta

High column
Colonne haute



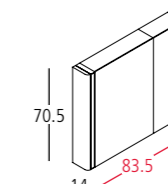
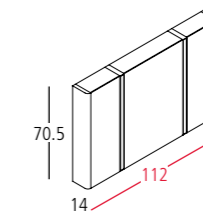
Esempi configurazione di specchi monoblocco senza lampada

Examples of mirror cabinets without light
Exemples de configuration des armoires de toilette sans lampe



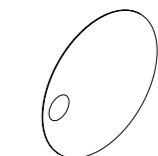
Esempi configurazione di specchi monoblocco con lampada

Examples of mirror cabinets with light
Exemples de configuration des armoires de toilette avec lampe

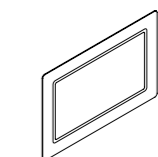


Specchi e punti luce

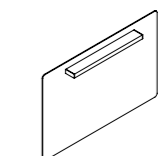
Mirrors and light sources
Miroirs et points lumineux



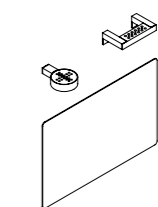
Specchio circolare retroilluminato
Round backlit mirror
Miroir circulaire rétro-éclairé



Specchio sagomato retroilluminato
Shaped backlit mirror
Miroir rétro-éclairé



Specchio sagomato filo lucido con punto luce
Shaped glazed-edge mirror with light source
Miroir bord poli avec point lumineux



Specchio sagomato filo lucido abbinabile con lampada circolare o rettangolare
Shaped glazed-edge mirror with round or rectangular light
Miroir bord poli avec lampe circulaire ou rectangulaire

Lavabi disponibili nelle versioni con e senza decoro floreale
Washbasins available with or without floreal decor
Lavabos disponibles dans les versions avec ou sans décors florale

Per le dimensioni consultare la sez. Specchi & Accessori pag.66-67
See section Mirrors & Fittings on page 66-67 for dimensions
Pour les dimensions consulter la section Miroirs & Accessoires pag.66-67

Zero si configura come una famiglia di arredi poliedrica, razionale e ricercata. Linee nette e decise definiscono volumi che si prestano ad assolvere le diverse esigenze funzionali e di spazio. I mobili Zero, nelle versioni a cassetto singolo e doppio, con raffinati sistemi di giunzione e di bordatura, sono disponibili in tutte le finiture legno e in tutte le colorazioni lucide, opache, perlate e metallizzate, anche personalizzabili su codice RAL. Completano la serie specchi contenitore e colonne laterali.

Zero is a multiform, rational and refined furniture collection.

Clear and pronounced lines create volume shapes able to answer to different functional and space needs. Zero furniture system, with one or two drawers, with its fine fixing and beading systems is available in all wood finishes and in all lacquered gloss, matt, metallic, pearl and customized RAL code finishes. Mirror cabinets and lateral columns are available.

La collection Zero se configure comme une famille de décorations polyédriques, rationnelles et recherchées. Des lignes nettes et franches définissent des volumes qui tendent à gommer les différentes exigences fonctionnelles et d'espaces. Les mobiliers Zéro, dans les versions à un tiroir ou deux tiroirs, avec des systèmes raffinés de jonction et de bordure, sont disponibles dans toutes les finitions bois et dans toutes les colorations brillantes, mates, perlées et métallisées, Ils complètent la gamme des armoires de toilette et des colonnes latérales.



zero 02
L125 W50 h62 cm_Bianco lucido



zero 01
L125 W50 h36 cm_Rovere miele
L70 W30 h165 cm_Rovere miele



zero 05
L100 W50 h62_Rovere cenere



zero 03

L100 W50 h36 cm_Grigio antracite metal
L70 W30 h165 cm_Grigio antracite metal



zero 08

L60 W50 h62_Nero lucido
L35 W30 h165_Nero lucido



zero 04

L100 W50 h62 cm_Rovere tabacco
L70 W30 h165 cm_Rovere tabacco



zero 06
L75 W50 h36 cm_Rovere neve
L70 W30 h165 cm_Rovere neve



zero 07
L75 W50 h85 cm_Avorio metal
L35 W30 h165 cm_Avorio metal



zero 09
L30 W50 h36 cm_Rovere naturale

abaco zero

Finiture | Finishes | Finitions
legno | wood | bois

-  ROVERE SBIANCATO
-  ROVERE NATURALE
-  ROVERE CORDA
-  ROVERE TABACCO
-  ROVERE CENERE
-  ROVERE FUMO
-  ROVERE TURCHESE
-  ROVERE MIELE
-  ROVERE INDIA
-  ROVERE NEVE
-  ROVERE ARGENTO
-  ROVERE ADMIRAL

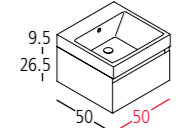
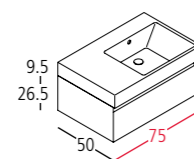
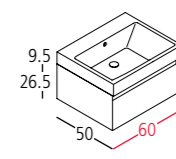
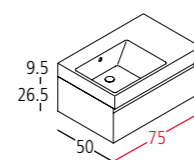
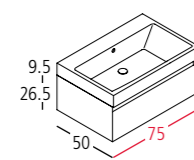
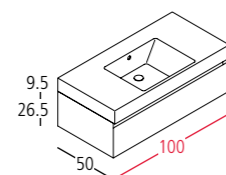
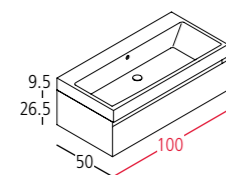
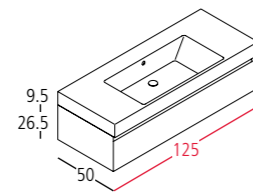
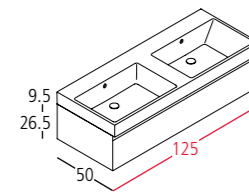
Finiture | Finishes | Finitions
laccati | laquer | laques

-  LUCIDO
-  OPACO

Per i dettagli consultare la sez. Finiture pag. 72-73
 See section Finishes on pages 72-73 for details
 Pour les détails consulter la section Finitions pag. 72-73

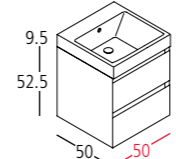
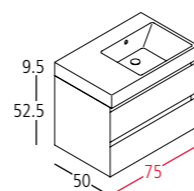
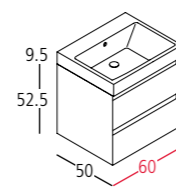
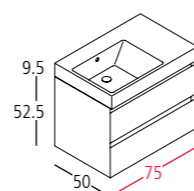
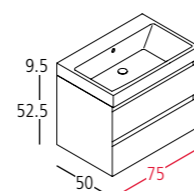
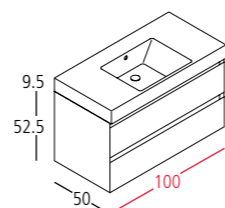
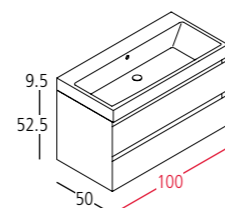
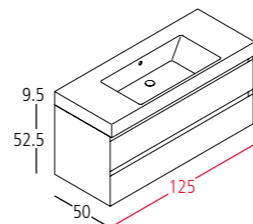
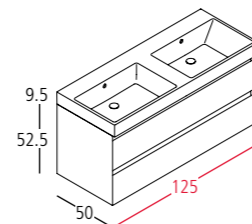
Base lavabo 1 cassetto

Washbasin base 1 drawer
 Base lavabo 1 tiroir



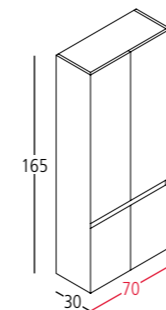
Base lavabo 2 cassetti

Washbasin base 2 drawers
 Base lavabo 2 tiroirs



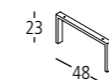
Colonna alta

High column
 Colonne haute



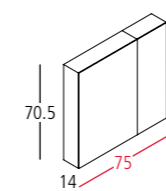
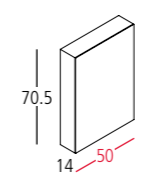
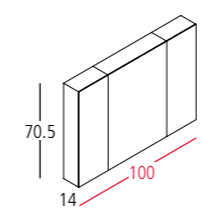
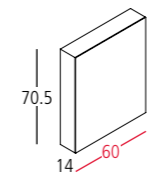
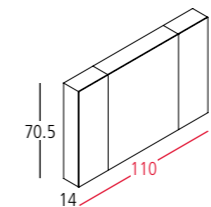
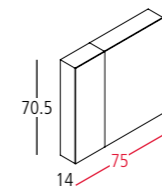
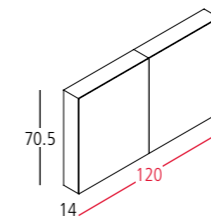
Piede cromato

Chromate foot
 Pied chromé



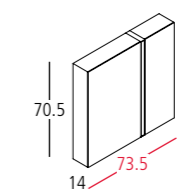
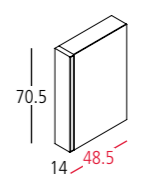
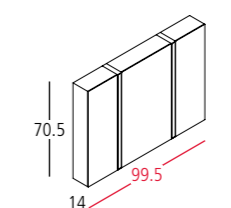
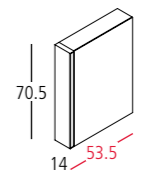
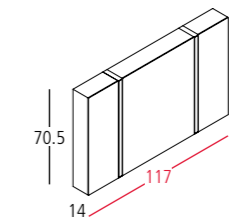
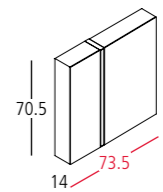
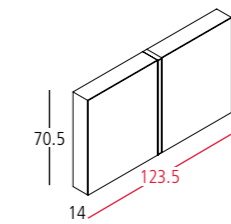
Esempi configurazione di specchi monoblocco senza lampada

Examples of mirror cabinets without light
 Exemples de configuration des armoires de toilette sans lampe



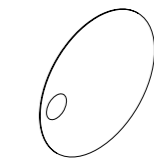
Esempi configurazione di specchi monoblocco con lampada

Examples of mirror cabinets with light
 Exemples de configuration des armoires de toilette avec lampe

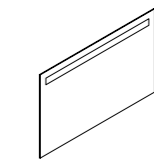


Specchi e punti luce

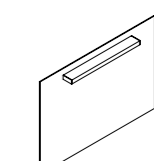
Mirrors and light sources
 Miroirs et points lumineux



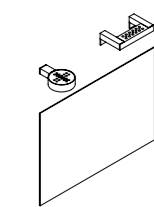
Specchio circolare retroilluminato
 Round backlit mirror
 Miroir circulaire rétro-éclairé



Specchio rettangolare retroilluminato
 Rectangular backlit mirror
 Miroir rectangulaire rétro-éclairé



Specchio rettangolare filo lucido con punto luce
 Rectangular glazed-edge mirror with light source
 Miroir rectangulaire bord poli avec point lumière



Specchio rettangolare filo lucido abbinabile con lampada circolare o rettangolare
 Glazed-edge rectangular mirror with round or rectangular light
 Miroir rectangulaire bord poli avec lampe circulaire ou rectangulaire

Per le dimensioni consultare la sez. Specchi & Accessori pag.66-67
 See section Mirrors & Fittings on page 66-67 for dimensions
 Pour les dimensions consulter la section Miroirs & Accessoires pag.66-67

Sintesi è una collezione di arredi che coniuga geometrie regolari e funzionalità. Un ampio e pratico maniglione in ottone cromato fa da elemento caratterizzante l'intera serie. I mobili sono disponibili nelle versioni ad anta o a cassetto doppio, e sono personalizzabili con una vasta gamma di finiture lucide, opache, perlate e metallizzate, e con gli esclusivi laminati Idrolam. Completano la serie specchi contenitore e colonne laterali, personalizzabili con gli stessi trattamenti superficiali dei mobili.

Furniture collection Sintesi matches linear outlines with functionality. A comfortable chrome-brass handle is the distinctive element of the system. Furniture are available with doors or two drawers and can be customized with a wide range of finishes: matt, gloss, pearl, metal and with the exclusive Idrolam® laminated. Mirror cabinets and columns are available with the same furniture's finishes.

Sintesi est une collection de meubles qui conjugue, des géométries régulières et une forte spécificité. Un vaste choix de poignées en laiton chromé caractérise cette série. Les mobiliers sont disponibles dans les versions à portes ou à deux tiroirs, et sont personnalisables avec une vaste gamme de finitions brillantes, mates, perlées et métallisées, et avec l'exclusif laminés Idrolam. Ils complètent les armoires de toilette et colonnes latérales, personnalisables avec les mêmes finitions de surface que les meubles.



sintesi 01

L100 W50 h63 cm_Marrone scuro opaco
L60 W36 h110 cm_Marrone scuro opaco



sintesi 02

L100 W50 h63 cm_Sukupira



sintesi 02

L100 W50 h63 cm_Sukupira



sintesi 03
L75 W50 h63 cm_Nero laccato lucido



sintesi 03
L75 W50 h63 cm_Nero laccato lucido



sintesi 04
L75 W50 h63 cm_Teck grigio
L30 W36 h102 cm_Teck grigio



sintesi 05
 L60 W50 h63 cm_Bianco lucido
 L30 W36 h170 cm_Bianco lucido



sintesi 06
 L50 W50 h63 cm_Celeste opaco



sintesi 08
 L55 W37 h60 cm_Rosso fuoco opaco



sintesi 07
L70 W37 h60 cm_Grigio quarzo lucido
L60 W36 h102 cm_Grigio quarzo lucido



sintesi 10
L35 W25 h58 cm_Larice moro



sintesi 09
L50 W25 h58 cm_Alluminio metal

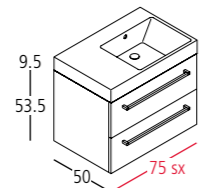
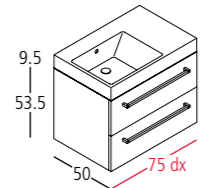
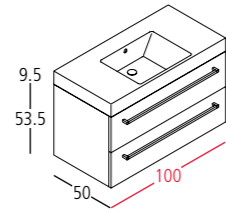
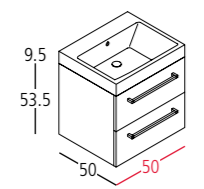
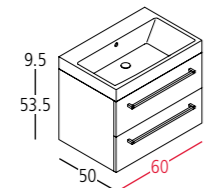
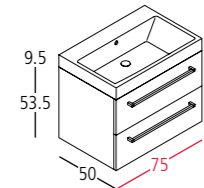
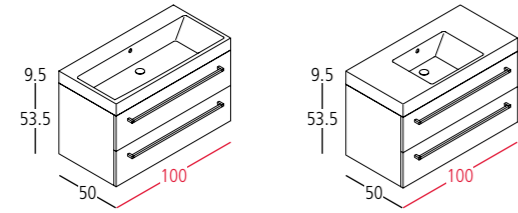
-  TECK GRIGIO
-  SUKUPIRA
-  LARICE MORO
-  ROVERE SBIANCATO
-  LARICE GHIACCIO
-  LINO BIANCO
-  LINO TORTORA
-  BIANCO LUCIDO
-  GRIGIO LUCIDO
-  NERO LUCIDO

- Finiture | Finishes | Finitions
laccati | laquer | laques
-  LUCIDO
 -  OPACO

Per i dettagli consultare la sez. Finiture pag. 72-73
See section Finishes on pages 72-73 for details
Pour les détails consulter la section Finitions pag. 72-73

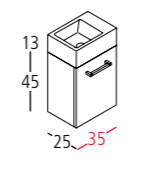
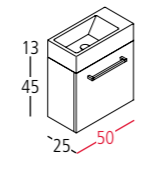
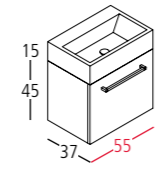
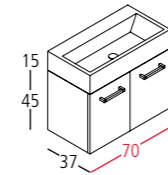
Base lavabo 2 cassetti

Washbasin base 2 drawers
Base lavabo 2 tiroirs



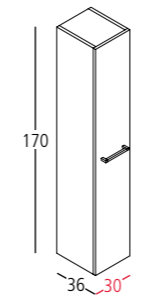
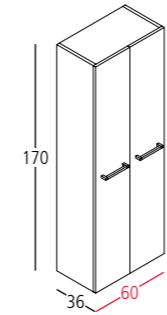
Base lavabo a 1 o 2 ante

Washbasin base 1 or 2 doors
Base lavabo à 1 ou 2 portes



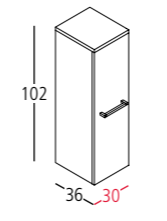
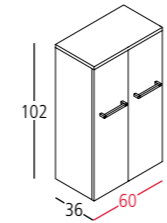
Colonna alta

High column
Colonne haute



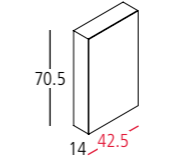
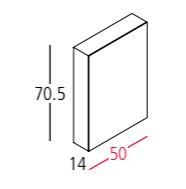
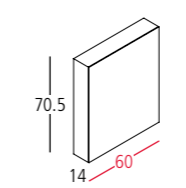
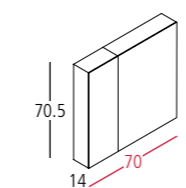
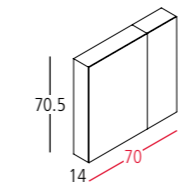
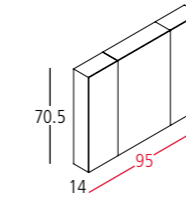
Colonna bassa

Short column
Colonne basse



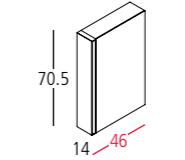
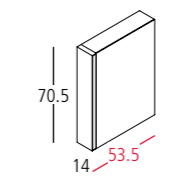
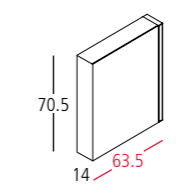
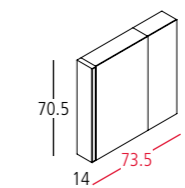
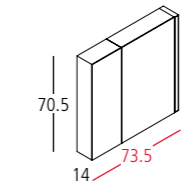
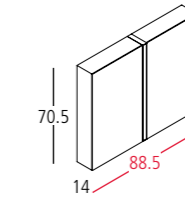
Esempi configurazione di specchi monoblocco senza lampada

Examples of mirror cabinets without light
Exemples de configuration des armoires de toilette sans lampe



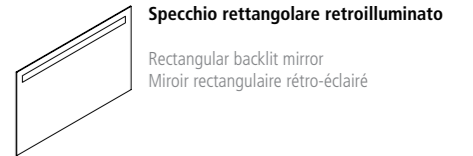
Esempi configurazione di specchi monoblocco con lampada

Examples of mirror cabinets with light
Exemples de configuration des armoires de toilette avec lampe



Specchi e punti luce

Mirrors and light sources
Miroirs et points lumineux



Per le dimensioni consultare la sez. Specchi & Accessori pag.66-67
See section Mirrors & Fittings on page 66-67 for dimensions
Pour les dimensions consulter la section Miroirs & Accessoires pag.66-67

Sistema di specchi ed accessori, realizzati con materiali di alta qualità. Soluzioni modulari per arredare l'ambiente bagno in modo funzionale, semplice e distintivo.

Fittings and mirrors system, made with high-quality materials. Modular solutions to furnish the bathroom in functional, simple and distinctive way.

Système de miroirs et d'accessoires, réalisés avec des matériaux de haute qualité. Solutions modulaires pour agencer les salles de bains en mode fonctionnel, simple et original.



punto luce
L50 P7.5 h3.5 cm

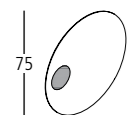
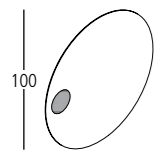
**specchio sagomato
retroilluminato**
L100 h65 cm



Specchio circolare retroilluminato con interruttore a sfioramento e telaio in acciaio inox

Round backlit mirror with touch-switch and stainless steel frame

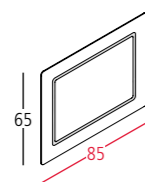
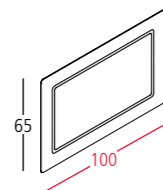
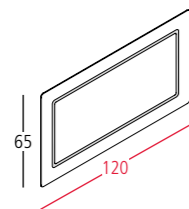
Miroir circulaire rétro-éclairé avec interrupteur à affleurement et cadre en acier inoxydable



Specchio sagomato retroilluminato con interruttore a sfioramento e telaio in acciaio inox

Shaped backlit mirror with touch-switch and stainless steel frame

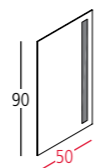
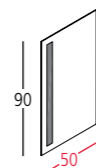
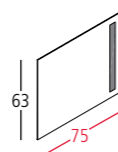
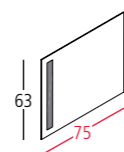
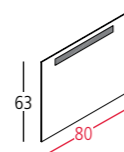
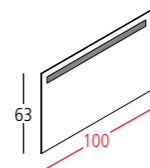
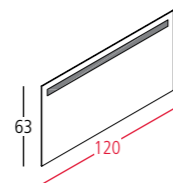
Miroir rétro-éclairé avec interrupteur à affleurement et cadre en acier inoxydable



Specchio retroilluminato con interruttore a sfioramento e telaio in acciaio inox

Backlit mirror with touch-switch and stainless steel frame

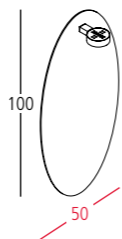
Miroir rétro-éclairé avec interrupteur à affleurement et cadre en acier inoxydable



Specchio ovale filo lucido con lampada

Oval glazed-edge mirror with light

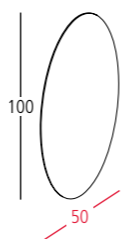
Miroir ovale bord poli avec lampe



Specchio ovale filo lucido

Oval glazed-edge mirror

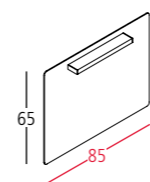
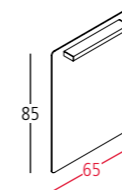
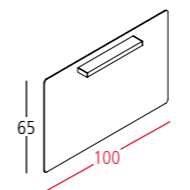
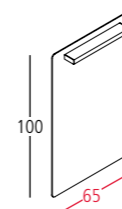
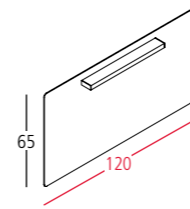
Miroir ovale bord poli



Specchio sagomato filo lucido con punto luce

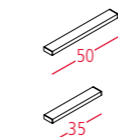
Rectangular glazed-edge mirror with light source

Miroir bord poli avec point lumineux



I punti luce sono disponibili nella lunghezza 50 e 35 cm

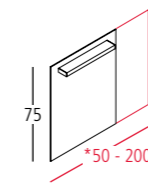
Light sources are available 50 or 35 cm length
Les points lumineux sont disponibles dans les longueurs 50 et 35 cm



Specchio rettangolare filo lucido con punto luce

Rectangular glazed-edge mirror with light source

Miroir rectangulaire bord poli avec point lumineux



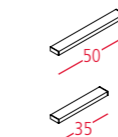
*disponibile in dimensioni variabili, da 50 cm a 200 cm e con posizionamento punto luce personalizzabile.

*available in various sizes, from 50 cm to 200 cm, with customized positioning of light source.

*disponible en dimensions variables, de 50 cm à 200 cm, avec positionnement du point lumineux personnalisable.

I punti luce sono disponibili nella lunghezza 50 e 35 cm

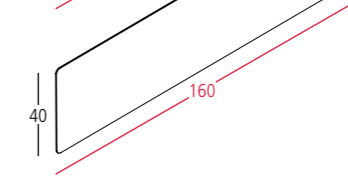
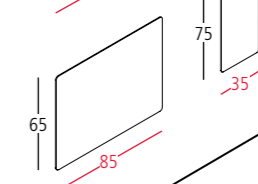
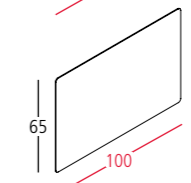
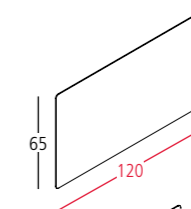
Light sources are available 50 or 35 cm length
Les points lumineux sont disponibles dans les longueurs 50 et 35 cm



Specchio sagomato filo lucido

Shaped glazed-edge mirror

Miroir bord poli



Lampada circolare e rettangolare in alluminio

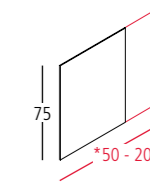
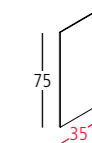
Round and rectangular light in aluminium
Lampe circulaire ou rectangulaire en aluminium



Specchio rettangolare filo lucido

Rectangular glazed-edge mirror

Miroir rectangulaire bord poli



*disponibile in dimensioni variabili, da 50 cm a 200 cm.

*available in various sizes, from 50 cm to 200 cm

*disponible en dimensions variables, de 50 cm à 200 cm

Lampada circolare e rettangolare in alluminio

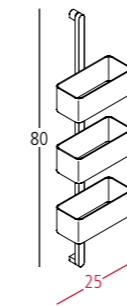
Round and rectangular light in aluminium
Lampe circulaire ou rectangulaire en aluminium





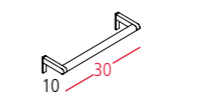
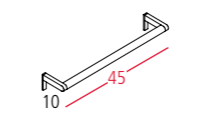
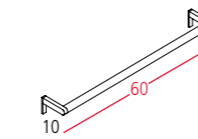
Asta attrezzata in ottone cromato e metacrilato bianco

Equipped rod made in chrome brass and white methacrylate
 Barre équipée en laiton chromé et méthacrylate blanc



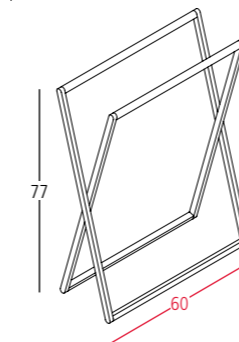
Portasciugamani in ottone cromato

Towel rail made in chrome brass
 Porte-serviettes en laiton chromé



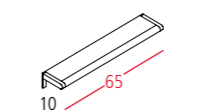
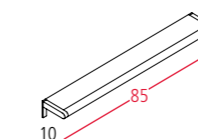
Piantana portasciugamani in ottone cromato

Chrome brass Towel stand
 Console porte-serviettes en laiton chromé



Mensola in ottone cromato e alluminio

Shelf made in chrome brass and aluminium
 Étagère en laiton chromé et aluminium



Portarotolo in ottone cromato

Chrome brass toilet-paper holder
 Porte rouleau en laiton chromé



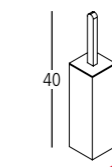
Gancio in ottone cromato

Chrome brass hook
 Crochet en laiton chromé



Portascopino in ottone cromato

Chrome brass toilet-brush holder
 Porte balayette en laiton chromé

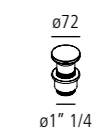


Pilette in ottone

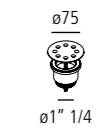
Drain in brass
 Bonde en laiton



piletta con movimento a scatto per lavabi con troppopieno
 push button basin waste for use on washbasin with overflow
 bonde avec mouvement à déclenchement pour lavabos avec trop-plein



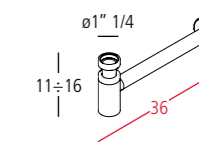
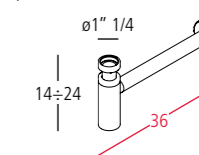
piletta per lavabi senza troppopieno
 domed open basin waste, for washbasin without overflow
 bonde pour lavabos sans trop-plein



piletta per lavabi senza troppopieno
 domed open basin waste, for washbasin without overflow
 bonde pour lavabos sans trop-plein

Sifoni in ottone cromato

Chrome brass traps
 Siphon en laiton chromé



Tutti i mobili Inova, specchi contenitore compresi, sono disponibili in molteplici finiture. Dalle prestigiose impiallacciate di legno vero: 12 finiture su base rovere naturale e 3 legni speciali (Ebano naturale, Ebano Nero, Noce Canaletto); alle 10 nuances dei laminati Idrolam e ancora 21 diverse laccature: lucide, opache, metallizzate, perlate e su richiesta anche colori RAL.

All Inova furniture and mirror cabinets are available in numerous finishes. Prestigious veneers in real wood: 12 finishes on natural oak and 3 finishes on special woods (natural ebony, black ebony and canaletto walnut); 10 colours for laminated Idrolam®; 21 different lacquers: gloss, matt, metal, pearl and customizes RAL code colours.

Tous les mobiliers Inova, armoires de toilette compris, sont disponibles dans de multiples finitions. Des prestigieux plaquages de bois véritable: 12 finitions sur des bases chêne naturel et 3 bois spéciaux (Ébène naturel, Ébène Noir, Noyer Canaletto); et 10 nuances des laminés Idrolam. Et encore 21 diverses laques: lucides, opaques, métallisées, perlées et sur demande possibilité de couleurs RAL.

legni e laminati

woods and laminated
bois et plaquage

laccati lucidi e opachi perlati metallizzati

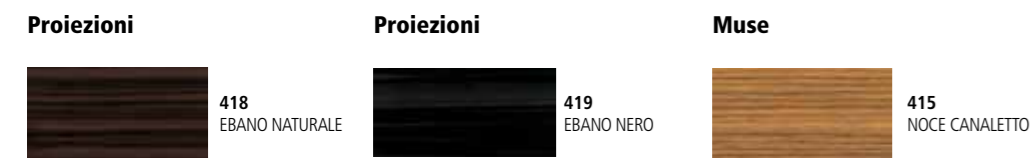
glossy, matt, pearl, and metal lacquers
laqués brillants et mats, perlés, métallisés

LEGNO | WOOD | BOIS

Muse - Velis - Sintesi - Proiezioni - Roma - Zero



LEGNI SPECIALI* | SPECIAL WOOD* | BOIS SPÉCIAUX*



*Ebano nero e Ebano naturale disponibili per la collezione Proiezioni, solo per basi lavabo H 40, un cassetto. Noce canaletto disponibile per la collezione Muse *Black Ebony and Natural Ebony for Proiezioni range are available only for h 40 washbasin base. Canaletto Walnut is available for Muse range *Ebène noir et Ebène naturel disponibles pour la collection Proiezioni, seulement pour les bases lavabo H 40, 1 tiroir. Noyer Canaletto disponible pour la collection Muse

IDROLAM

Sintesi



nota: per l'identificazione esatta delle finiture, far riferimento alle palette campioni colore
note: to clearly identify the right finish, please refer to the colour samples palette
note: pour l'identification exacte des finitions, faire référence aux palettes d'échantillons couleur

LACCATI LUCIDI E OPACHI

GLOSSY AND MATT LACQUERS | LAQUÉS BRILLANTS ET MATS

All collections

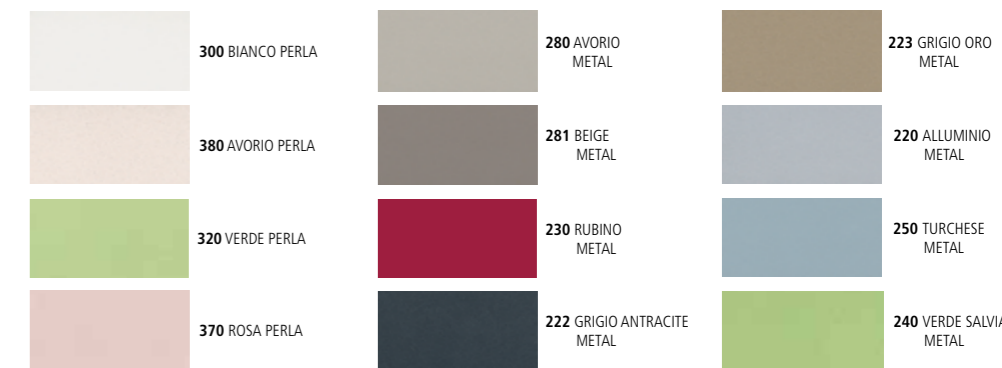


nota: per l'identificazione esatta delle finiture, far riferimento alle palette campioni colore
note: to clearly identify the right finish, please refer to the colour samples palette
note: pour l'identification exacte des finitions, faire référence aux palettes d'échantillons couleur

LACCATI PERLATI, METALLIZZATI

PEARL, METAL LACQUERS | LAQUÉS PERLÉS, MÉTALLISÉS

All collections



LACCATI RAL RAL LACQUERS | LAQUÉS RAL

All collections



Tecniche di produzione

La qualità dei prodotti INOVA si fonda anche su scelte tecnologiche all'avanguardia, dai materiali impiegati ai processi produttivi utilizzati. Mobili, specchi, dettagli tecnici ed accessori sono creati con estrema precisione realizzativa e con elevati standard qualitativi delle finiture.

SISTEMI DI APERTURA | Tutti gli arredi delle collezioni INOVA sono dotati dei più attuali sistemi di apertura. Per quanto concerne i cassetti, hanno sponde in acciaio verniciato (collezione SINTESI), e in alluminio anodizzato (MUSE, VELIS, PROIEZIONI, ROMA, ZERO). Entrambe le soluzioni sono combinate con guide a chiusura ammortizzata soft-close.

SPECCHIERE | Alle collezioni di arredi sono state abbinare diverse tipologie di specchi anche con illuminazione integrata o ad attacco vetro.

SPECCHI MONOBLOCCO | Le collezioni sono accessorabili con un sistema di specchi monoblocco, adattabili per forma e dimensione alle diverse esigenze.

SISTEMI DI ILLUMINAZIONE | Tutti i sistemi d'illuminazione adottati nelle collezioni sono realizzati su nostro progetto, in conformità con le vigenti norme europee.

GLOSSARIO TECNICO

Supporti

MULTISTRATO | Categoria di semilavorati in legno denominati anche pannelli stratificati; tali pannelli sono infatti composti da 5 o più strati di legno, di differenti essenze di legno, con venature orientate ortogonalmente. Dal punto di vista tecnico rappresenta uno dei materiali di eccellenza nella costruzione degli arredi, viste le sue proprietà di resistenza all'umidità e il rapporto peso/resistenza.

MDF Idrorepellente | Medium Density Fiberboard, è un pannello di fibra di legno legato da resine e collanti a basso contenuto di formaldeide rispondenti alle vigenti norme Europee (classificato in classe E1). Nella lavorazione degli arredi può essere nobilitato con carte, laccato o impiallacciato con fogli in essenza di legno. Il pannello garantisce una resistenza all'umidità maggiore al più comune truciolare.

IDROLAM ® | È un pannello di legno truciolare rivestito su due lati con carte melaminiche in diverse finiture e verniciato con fondo poliestere come ulteriore protezione. I bordi (in ABS), grazie all'utilizzo di colle poliuretatiche, sono praticamente indeformabili a qualsiasi tipo di trattamento. Questo tipo di supporto si caratterizza per le sue notevoli doti di durezza e resistenza al graffio.

Finiture delle superfici

LACCATURA lucida/opaca/perlata/metallizzata | Le fasi di laccatura sono realizzate negli impianti interni dell'azienda, questo permette un'offerta molto ampia di colori. Le superfici laccate, sia cassa, che frontali, sono realizzate in MDF idrorepellente o multistrato. Le superfici con finitura laccata lucida sono poi spazzolate per raggiungere il massimo grado di brillantezza. Oltre alle finiture proposte, esiste la possibilità di realizzare elementi laccati sia in versione opachi che lucidi su richiesta, con riferimento al campionario colori RAL.

IMPIALLACCIATURA | L'impiallacciatura consiste nell'applicazione di una superficie di legno naturale (spessore 6/8 decimi) su di un supporto di multistrato o MDF. Le eventuali bordature o massellature del pezzo sono poi realizzate con le medesime essenze. Le impiallaccature utilizzate per le collezioni di arredi INOVA sono in rovere naturale, noce canaletto e in ebano. Trattandosi di legno naturale, anche se selezionato e di prima scelta, eventuali cambi di tonalità, differenze di venatura, cambiamenti di colore per effetto della luce o del invecchiamento, disuguaglianza di eventuali complementi, non sono da considerarsi imperfezioni del prodotto, ma garanzia che il materiale utilizzato è legno naturale.



Technical details

The quality of INOVA products are also the result of advanced technological choices, choice of materials and manufacturing processes. Furniture, mirrors, technical details and fittings are all made with extreme accuracy and with high-quality standard finishes.

OPENING SYSTEMS | All INOVA furniture collections use the most updated opening systems. The drawers have steel painted edges (collection SINTESI), and anodized aluminium (MUSE, VELIS, PROIEZIONI, ROMA, ZERO) edges. Both solutions have soft-close slideway.

MIRRORS | The collections of furniture can be matched with various kind of mirrors, with integrated light or light on the glass.

MIRROR CABINETS | A system of mirrors cabinets is available to suit, any need of space and dimension.

LIGHTING SYSTEMS | All lighting systems of the collections are designed by us, in accordance with current European standards.

TECHNICAL GLOSSARY

Panels

PLYWOOD | Semi-finished wood panels, also known as stratified boards, these panels are composed by 5 or more thin sheets of different kind of wood, stacked together with the direction of each ply's grain differing from its neighbours' by 90°. From technical point of view, it is one of the best materials for furniture manufacturing, because of its enormous resistance to dampness, and the remarkable weight / resistance ratio.

Water-repellent MDF | Medium Density Fibreboard is a panel made of wood fibres bound together by resins and adhesives with low formaldehyde content, in compliance with current European standards classified in E1 group. In furniture manufacturing, it can be finished with papers, lacquered, or it can be veneered with wood sheets. This panel is much more resistant to dampness than standard chipboard.

IDROLAM ® | It is a panel of particle wood covered on both sides with melamine papers in different finishes, then coated with polyester paint as additional protection. The edges (made in ABS) thanks to polyurethane glues, are crushproof to any kind of action. This panel is also characterized by its remarkable qualities of hardness, scratch resistance and price.

Surface finishes

LACQUER Glossy / matt / pearl / metallic | Lacquer phases are made inside the factory, this allows a wide choice of colours. The lacquered surfaces are made with waterproof MDF or plywood. The surfaces with glossy lacquered finish are then brushed to achieve the highest brilliance. In addition to the listed finishes, there is the possibility to have glossy or matt lacquer by referring to RAL colour codes.

veneER | Veneer is made by placing a natural wood surface (thickness 6 / 8 tenths) on a plywood or MDF board. Any beadings or ingots are than made with the same finish.

Veneers used for INOVA Furniture Collections are made in natural oak, canaletto walnut and ebony. Natural wood, even if first-choice selected, is subject to shade mutations, grain differences, colour changes caused by light or aging, differences from other fittings, and they are not to be considered as imperfections of product, they are instead the guarantee that the material is really natural wood.

Techniques de productions

La qualité des produits INOVA se fonde sur des choix technologiques à l'avant-garde, des matériaux employés aux procédés productifs utilisés. Des mobiliers, des miroirs, des détails techniques et des accessoires sont créés avec une extrême précision et réalisés avec des standards élevés de qualités de finitions.

SYSTÈMES D'OUVERTURE | Toutes les collections INOVA sont dotées des plus actuels systèmes d'ouverture. Pour ce qui concerne les tiroirs, les mécanismes sont en acier verni (collection SINTESI), et en aluminium anodisé (MUSE, VELIS, PROIEZIONI, ROMA, ZERO). Les deux solutions sont combinées avec des guides à fermeture amortie soft-close.

MIROIRS | Aux collections de décorations ont été ajoutées différentes typologies de miroirs, dans lesquels l'éclairage peut être intégré ou à attache en verre.

ARMOIRES DE TOILETTE | Les collections sont enrichies avec un système d'armoires de toilette, adaptables par les formes et dimensions aux différentes exigences.

SYSTÈMES D'ÉCLAIRAGE | Tous les systèmes d'éclairage adoptés dans les collections sont réalisés sur nos projets, en conformité avec les règles européennes en vigueur.

GLOSSAIRE TECHNIQUE

Supports

MULTICOUCHE | Catégorie de panneaux semi-ouvrés en bois, aussi appelés panneaux stratifiés; de tels panneaux en effet sont composés de 5 couches (ou plus) de différentes essences de bois, en contrariant perpendiculairement les veinages. Du point de vue technique il représente un des matériaux d'excellence dans le milieu de la décoration, aux vues de ses propriétés de résistance à l'humidité et de rapport poids/résistance.

MDF Hydrofuge | Médium Density Fiberboard, est un panneau de fibres de bois liées avec des résines et des colles à faible contenu de formaldéhyde, répondant aux normes Européennes en vigueur, classifié E1. Dans la réalisation des décorations il peut être anobli avec des revêtements mélaminés, stratifiés, de plaquages de bois de différentes essences ou laqué. Le panneau garantit une résistance à l'humidité majeure, par rapport à un panneau de bois massif.

IDROLAM ® | Panneau de bois tranché revêtu sur deux côtés avec des papiers mélaminés en diverses finitions et vernis avec fond polyester comme ultime protection. Les bords (en ABS), grâce à l'utilisation de colles polyuréthanes, sont pratiquement indéformables à n'importe quel type de traitement. Ce produit est retenu pour ses caractéristiques considérables en terme de qualités, de dureté et de résistance à la rayure.

Finitions des surfaces

LAQUAGE | brillant /mat/perlé/métallisé | Les phases de laquages sont réalisées dans les installations internes de l'entreprise, ceci permet une offre très vaste de couleurs. Les surfaces laquées, aussi bien les caissons que les façades, sont réalisés en MDF hydrofuge ou multicouches. Les surfaces en finitions laquées brillantes sont ensuite polies pour un plus grand degré de brillance. Outre les finitions proposées, il existe la possibilité de réaliser des éléments laqués mats ou brillants, et sur demande, en se référant à l'échantillonnage des couleurs RAL.

PLACAGE | Le placage consiste à appliquer une feuille de bois naturel (épaisseur 6/8 dixièmes) sur un support en multicouche ou MDF. Les éventuelles bordures ou les pièces massives de l'élément sont réalisées avec les mêmes essences. Les placages utilisés pour les collections de décorations INOVA sont en Chêne naturel, Noyer Canaletto et en Ebène. Malgré une sélection dans la qualité et les aspects des placages, d'éventuelles nuances de tonalité, des différences de veinages, des changements de couleur par l'effet de la lumière ou du vieillissement, ne sont pas à considérer comme des imperfections du produit, mais comme garantie que le matériel utilisé est en bois naturel.

INOVA srl

Via La Barca, 1
61034 Fossombrone (PU)
T +39.(0)721.716837
Fax +39.(0)721.742567
mail@inovaweb.it
www.inovaweb.it

Art direction
Studiomartino.5